

How to Get your Continuing Education Credits

1. After attending the training you should receive a follow-up email with instructions on how to receive Continuing Education (CE) credits.

In the body of the email, you will receive instructions and links on how to get started.

Example:

[CE Instructions](#)

In order to receive continuing education (CE) for **WC4298-050720-Hepatitis C Clinical Provider Training Series: Epidemiology, Natural History, and Diagnosis (Webcast)**. Please visit [TCEO](#) and follow these [9 Simple Steps](#) before **June 8, 2020**.

2. Go to Training and Continuing Education Online (TCEO). Click [HERE](#) to create a new TCEO account.

If you are not able to click this link, please copy and paste this into your internet browser: <https://tceols.cdc.gov/Account/Registration>


3. Log into your TCEO account.


Go to “Search Courses” on the left side of the page. Enter the course information provided in your CE instructional email.

You can search either by:

- A. Course Number: **WC4298-050720**
- B. Course Title: **“Hepatitis C Clinical Provider Training Series: Epidemiology, Natural History, and Diagnosis (Webcast)**.
- C. Or scroll down to search for the course of interest. Click on hyperlink.



Results present the newest courses at the top (in order by start date). Click on the column headers in the table to sort results by course type, course title, or course number.

 = Requires course access code

 = Meets CDC Quality Training Standards

Total results: 1

Results per page: 50 20 10 5

Course Type		Course Title and Description	Course Number
Webcast	 	Hepatitis C Clinical Provider Training Series: Epidemiology, Natural History and Diagnosis - New York, NY - May 7, 2020 (Webcast) This training series is designed to prepare clinical providers in primary care, infectious disease, ... View More	WC4298-050720

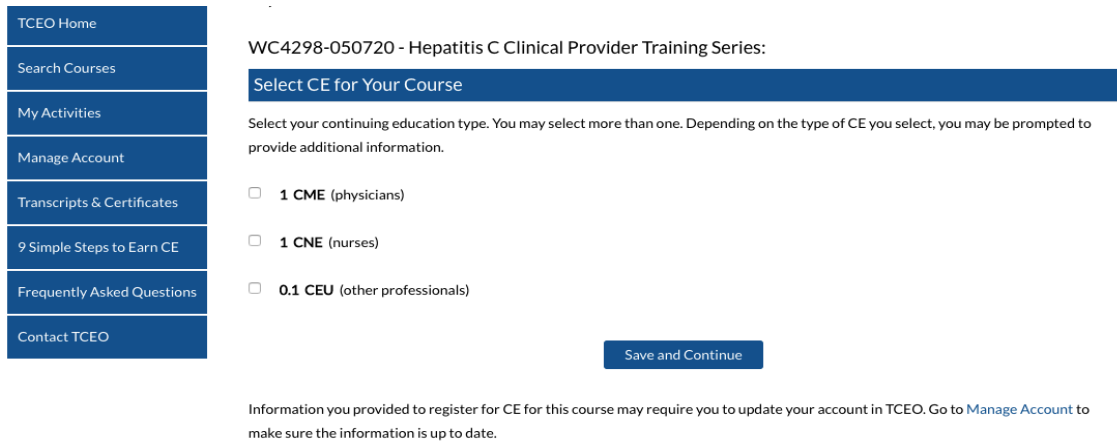
4. You will see a Course Summary. Click "Continue".

The screenshot shows the TCEO (Training and Continuing Education Online) interface. On the left is a navigation menu with options: TCEO Home, Search Courses, My Activities, Manage Account, Transcripts & Certificates, 9 Simple Steps to Earn CE, Frequently Asked Questions, and Contact TCEO. The main content area displays the course title: "Hepatitis C Clinical Provider Training Series: What is Hep C? - New York, NY - May 7, 2020 (Webcast)". Below the title is a "Course Summary" section with the following details: Course: WC4298-050720, Start Date: 05/07/2020, 04:30 PM (ET), End Date: 05/07/2020, 05:30 PM (ET), Location: New York, NY (Webcast), and CE Expiration: 06/08/2020, 11:59 PM (ET). A "Course Link" button is visible. A note states: "Clicking Course Link will take you to course content or to a landing page for the course outside of the TCEO system. After taking the course you will need to return to this page and click Continue to complete steps to receive continuing education for the course." Below the note are links for "+ More Information" and "+ Continuing Education Accreditation Statements". A "Continue" button with a key icon is at the bottom.

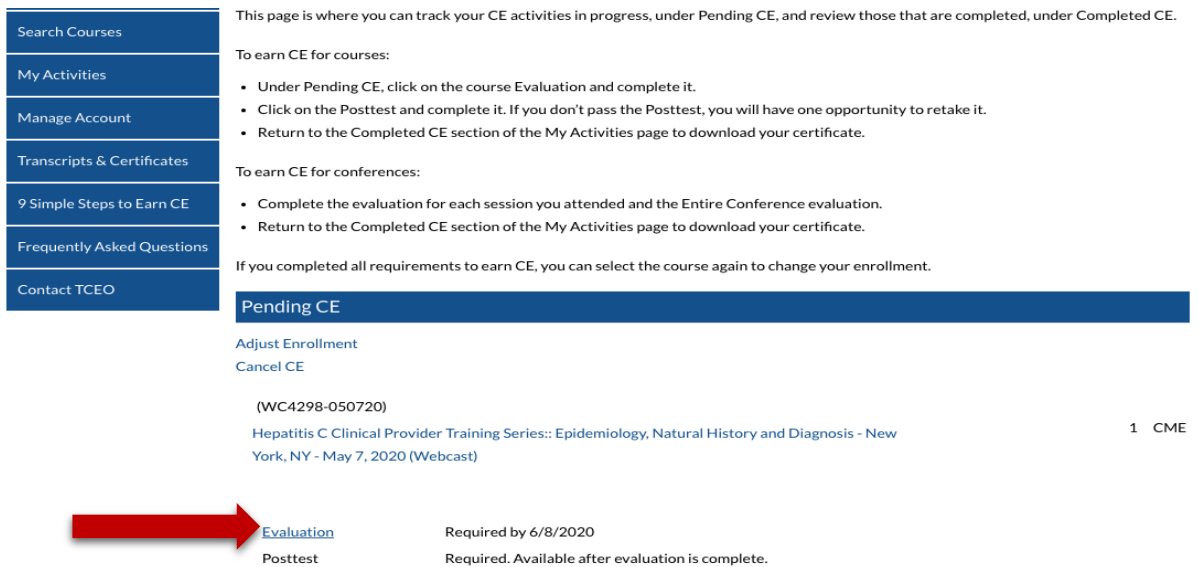
5. Enter course access code provided to you in your CE instructional email. Please remember the access code is **case sensitive**.

The screenshot shows the TCEO interface for a different course: "Hepatitis C Clinical Provider Training Series: Epidemiology, Natural History and Diagnosis - New York, NY - May 7, 2020 (Webcast)". The navigation menu and course details are similar to the previous screenshot. The "Course Summary" section includes the same course ID, dates, and location. A "Course Link" button is present. A note states: "Clicking Course Link will take you to course content or to a landing page for the course outside of the TCEO system. After taking the course you will need to return to this page and click Continue to complete steps to receive continuing education for the course." Below the note are links for "+ More Information" and "+ Continuing Education Accreditation Statements". A "Continue" button with a key icon is at the bottom. A new section is highlighted with orange brackets, containing the text "Course Access Code:" followed by a text input field. Below the input field, it says "Access Code is Case Sensitive".

- Select CE for your Course. (CME, CNE, CEU) and offer any additional information for credits. Click “Save and continue”.



- Scroll down to “Pending CE”
- Find your course and click “Evaluation”
- Complete the evaluation and click “Submit Evaluation”



10. Once your evaluation is completed, Click “post-test”. You must complete the test with a minimum passing score specified (Passing score can vary from 50% to 75% depending on the course).

This page is where you can track your CE activities in progress, under Pending CE, and review those that are completed, under Completed CE.

To earn CE for courses:

- Under Pending CE, click on the course Evaluation and complete it.
- Click on the Posttest and complete it. If you don't pass the Posttest, you will have one opportunity to retake it.
- Return to the Completed CE section of the My Activities page to download your certificate.

To earn CE for conferences:

- Complete the evaluation for each session you attended and the Entire Conference evaluation.
- Return to the Completed CE section of the My Activities page to download your certificate.

If you completed all requirements to earn CE, you can select the course again to change your enrollment.

Pending CE

[Adjust Enrollment](#)
[Cancel CE](#)

(WC4298-050720)
Hepatitis C Clinical Provider Training Series: Epidemiology, Natural History and Diagnosis - New York, NY - May 7, 2020 (Webcast) 1 CME

[Evaluation Posttest](#) ✔ Complete
Required by 6/8/2020

11. Complete post-test and Click “Submit.”

12. You will immediately get your post-test score and Click “close.”

Please note that if you did not pass the post-test on your first attempt, some courses allow for multiple attempts to achieve a passing score. However, some post-tests will specify that there are limited attempts.

TRAINING AND CONTINUING EDUCATION ONLINE

TCEO Home
Search Courses
My Activities

WC4298-050720 - Posttest - Hepatitis C Clinical Provider Training Series: Epidemiology, Natural History and Diagnosis - New York, NY - May 7, 2020 (Webcast)

i Minimum passing score: 75%

You must complete the test in a single session.

13. If you pass the post-test, you will see the CE credit under “Completed CE”.